

WebEHRS Aquatic Facilities

Quick Reference Guide

Version 1.1
April 24, 2026

Establishment Types and Conversion

The previous establishment type “**55 Aquatic Facilities**” has been replaced with two new types:

- **55.1 Small Aquatic Facilities**
- **55.2 Large Aquatic Facilities**

Type 55.1 is for establishments with **1-4 aquatic venues** (pools, spas, interactive water features, etc.), and Type 55.2 is for establishments with **5 or more aquatic venues**.

Previously, each aquatic venue (pool, spa, etc.) may have existed as a separate establishment. These have now been consolidated into a single establishment, with individual aquatic venues recorded under that location.

For example, an establishment with an outdoor pool, indoor pool, and spa may have previously had three separate establishment records. These have now been merged into one establishment with three aquatic venues.

The name of the “parent” establishment has not been automatically changed but can be updated by users. For example, an establishment currently named “**Hampton Inn Outdoor Pool**” should be updated to remove “Outdoor Pool” since it now represents all aquatic venues at that location. Likewise, venue names should reflect only the specific feature (e.g. “Indoor Pool”, “Spa”).

All related **Surveys, Activities, and R/C/Ps** from previously separate establishments have been consolidated under the new structure, and historical records have been retained.

As a result, you may see multiple surveys on the same date for a single establishment, each representing a different aquatic venue. Previously, each venue required a separate survey report. Now, all aquatic venues are documented within a single survey.

New Aquatic Facilities Definitions

55.1 Small Aquatic Facilities

A physical place that contains **1-4 aquatic venues** and support infrastructure co-located on the same property. Aquatic venues include: pools, spas, spray pads, lazy rivers, interactive water features, waterslide landing pools, and/or float tanks, etc. that operate independently of each other. Aquatic features such as water slides, structures designed to be climbed or walked across, and structures that create falling or shooting water, are considered to be an individual component within an aquatic venue and therefore would not count towards the total # of aquatic venues present.

55.2 Large Aquatic Facilities

A physical place that contains **5 or more aquatic venues** and support infrastructure co-located on the same property. Aquatic venues include: pools, spas, spray pads, lazy rivers, interactive water features, waterslide landing pools, and/or float tanks, etc. that operate independently of each other. Aquatic features such as water slides, structures designed to be climbed or walked across, and structures that create falling or shooting water, are considered to be an individual component within an aquatic venue and therefore would not count towards the total # of aquatic venues present.

Viewing and Maintaining Venues at an Establishment

To view aquatic venues for an establishment, select the establishment and click the **Aquatic Venues** button.

Additional Search Options

RRM Status: All | Risk Type: All | Establishment #: | Estab. Status: All

A1: | A2: | District: | Search | Clear

Aquatic Venues (highlighted)

Estab. #	Estab. Type	Premise Name Address City/ST/ZIP	Primary Phone Alt. Phone Email	Owner Name Address City/ST/ZIP	Survey Date	Created By Updated By	Created On Last Updated	Google Map
7086556080	55.1 Small Aquatic Facilities COW CREEK BAND UMPQUA INDIANS, OR	7 FEATHERS SWIMMING POOL 8937490128 roseburg Oregon 98237	(293) 874-9218		10	TBonk	1/1/1900 11/20/2025	
7081550004	55.2 Large Aquatic Facilities KALISPEL INDIAN COMM, WA	CAMAS CENTER RECREATIONAL POOL 1821 North LeClerc Rd., #4 Cuisck Washington 99119	(509) 447-7148	Kalispel Tribe of Indians P.O. Box 39 Usk Washington 99180		Lorna Morgan, R.S. 7/24/2018	10/11/2007 11/20/2025	

The Aquatic Venues page will display all venues associated with the establishment. From this page, you can:

- View existing venues
- Update venue descriptions
- Update operation status
- Mark venues for deletion

Establishment | Return

Premise Name: CAMAS CENTER RECREATIONAL POOL | Premise Address 1: 1821 North LeClerc Rd., #4 | City / ST / ZIP: Cuisck, Washington 99119 | Establishment Type: 55.2 Large Aquatic Facilities

Aquatic Venues

* Indicates required field | Active/Deleted: Active

Add New | Save






























Venues here used to be individual Establishments and were merged to be under the primary establishment, in this case Camas Center. The description of the venues came from the original establishments and can be changed to only indicate the type of venue ("Hot Spa" without Camas Center)

* Description	Deleted	Setup Date	Update Date	Update User	File ID
CAMAS CENTER ACTIVITY POOL	▼	11/20/2025	11/20/2025	Bonk, Tom1	496
CAMAS CENTER HOT SPA	▼	11/20/2025	11/20/2025	Bonk, Tom1	497
CAMAS CENTER LAP POOL	▼	11/20/2025	11/20/2025	Bonk, Tom1	498
CAMAS CENTER RECREATIONAL POOL	▼	11/20/2025	11/20/2025	Bonk, Tom1	499
CAMAS CENTER THERAPY POOL	▼	11/20/2025	11/20/2025	Bonk, Tom1	500

Surveys Performed at the Establishment

The survey history page has not changed.

However, due to the consolidation of aquatic venues into a single establishment, you may now see multiple surveys on the same date. Each survey represents a different aquatic venue that was previously recorded separately.

Establishment										
Name/Address			Establishment Type			Next Survey Due				
CAMAS CENTER RECREATIONAL POOL 1821 North LeClerc Rd., #4 Cuisck, Washington 99119			55.2 Large Aquatic Facilities			7/24/2019				
Survey History										
Active/Deleted <input type="text" value="Active"/>										
Add New Audit Copy Attachments     										
  <input type="text" value="1"/> of 4   35 Items <input type="text" value="10"/> / Page										
	Survey Date	Survey Purpose	EHS	Survey Status	Date Finalized	# of Critical or P/PF Deficiencies	R/C/P Title	Survey Type	Aquatic Venues	Origin
    <input type="checkbox"/>	7/24/2018	Routine	Morgan, R.S.,Lorna	Finalized	7/26/2018	0		CDC 2016 Model Aquatic Health Code View Activities	CAMAS CENTER ACTIVITY POOL	IMS
    <input type="checkbox"/>	7/24/2018	Routine	Morgan, R.S.,Lorna	Finalized	7/26/2018	0		CDC 2016 Model Aquatic Health Code View Activities	CAMAS CENTER THERAPY POOL	IMS
    <input type="checkbox"/>	7/24/2018	Routine	Morgan, R.S.,Lorna	Finalized	7/26/2018	0		CDC 2016 Model Aquatic Health Code View Activities	CAMAS CENTER LAP POOL	IMS
    <input type="checkbox"/>	7/24/2018	Routine	Morgan, R.S.,Lorna	Finalized	7/26/2018	0		CDC 2016 Model Aquatic Health Code View Activities	CAMAS CENTER RECREATIONAL POOL	IMS
    <input type="checkbox"/>	7/24/2018	Routine	Morgan, R.S.,Lorna	Finalized	7/26/2018	0		CDC 2016 Model Aquatic Health Code View Activities	CAMAS CENTER HOT SPA	IMS

New WebEHR Survey Add and Edit Pages

Add Page (Step 1)

The Add page is used to create a new survey and only contains basic (demographic) information.

- Enter initial survey information
- Click **Save/InProgress** to continue

After clicking **Save/InProgress**, the system will open the Edit page to complete the survey.

Summary: Create survey → Save/InProgress → Complete survey on Edit page (including Checklist)

Add Survey

* Indicates required field

Survey Date 04/01/2026 Survey Type CDC 2024 Model Aquatic Health Code

Survey Purpose Please Select EHS Frank, Samuel

For definitions of Survey Purpose values, click the Survey Purpose label. Select item from list and click button to view a Survey Reference Document View

Score N/A Score Score entry is optional

Criticals Found

Time In Time Out

Travel Time hrs min Latitude Longitude [Google Map via Coordinates](#)

Manager First Name Manager Last Name GPS coordinates should be in decimal degrees (Ex: Latitude 38.19802 Longitude -84.86261)

Certified Manager: First Name Last Name

Certified Manager Number Certified Manager Expiration Date

Certified Manager Phone Ext. Type

Next Survey Purpose Please Select Next Survey Date

Introductory Comments [Spell Check](#)

(Maximum characters: 4000)
You have 4000 characters left.

P/E/S/SS Information

Program Please Select Element

Sub Element Sub-Sub Element

10 Essential Services Information

10 Essential Services: Primary Please Select

Secondary Please Select

Save/InProgress **Click Save/InProgress to continue to the Edit page**

Note: The inspection checklist is no longer on this page and is accessed on the Edit page.

Edit Page (Step 2)

After clicking **Save/InProgress**, you will be taken to the Edit page to complete the survey.

The edit page contains all survey sections and allows you to enter and update information.

Use the buttons at the bottom of the page to access different parts of the survey:

- **Aquatic Venues** – add or update aquatic venues for the survey
- **Deficiencies (Checklist)** – enter inspection findings

Note: The inspection checklist is now located under the **Deficiencies** button.

A green checkmark will appear on a button once data has been entered for that section.

At the bottom of the page, you can save the survey as:

- **InProcess** (to continue working)
- **Finalized** (to complete the survey)

The screenshot shows the 'Edit Survey' form with various fields and buttons. Two red arrows point to specific buttons: one points to the 'Aquatic Venues' button (which has a green checkmark) and another points to the 'Deficiencies' button. A red box with the text 'Click deficiencies for checklist' is positioned over the 'Deficiencies' button. Another red box with the text 'Click here to add venues' is positioned over the 'Aquatic Venues' button. The form includes fields for Survey Date, Survey Type, Survey Purpose, Score, Time In/Out, Travel Time, Latitude/Longitude, Manager information, and an Introductory Comments section. At the bottom, there are buttons for 'Save InProcess and Refresh', 'Finalized', and 'Save/Finalize and Add Attachment'.

Deficiencies (Checklist)

The Deficiencies panel is where you enter inspection findings (checklist items).

The layout and functionality remain the same as previous versions of WebEHRS.

For aquatic facilities, each deficiency can now be assigned to a specific aquatic venue:

- Select the appropriate **Aquatic Venue** when entering a deficiency
- If the venue is not listed, click **Save/InProgress**, add it under **Aquatic Venues**, then return to the Deficiencies panel

At the bottom of the panel, click **Save and Validate** to check for errors before saving.

Deficiencies

Deficiency Code(s)	Aquatic Venue	Occ	COS	R	Critical	Corrected By	Comments
40		<input checked="" type="checkbox"/>	<input type="checkbox"/>	<input type="checkbox"/>	<input type="checkbox"/>		Operator training certification available onsite
41		<input type="checkbox"/>	<input type="checkbox"/>	<input checked="" type="checkbox"/>	<input type="checkbox"/>		Lifeguard training certification available onsite
42		<input checked="" type="checkbox"/>	<input type="checkbox"/>	<input type="checkbox"/>	<input type="checkbox"/>		Inspection report conspicuously posted at each entrance
43		<input type="checkbox"/>	<input checked="" type="checkbox"/>	<input type="checkbox"/>	<input type="checkbox"/>		Operator inspection daily items: checklist used daily
44		<input type="checkbox"/>	<input type="checkbox"/>	<input type="checkbox"/>	<input checked="" type="checkbox"/>		promptly taken
45		<input type="checkbox"/>	<input type="checkbox"/>	<input type="checkbox"/>	<input checked="" type="checkbox"/>		Chemical records: completed daily
46		<input type="checkbox"/>	<input type="checkbox"/>	<input type="checkbox"/>	<input checked="" type="checkbox"/>		Chemical records: evidence of appropriate steps promptly taken
47		<input checked="" type="checkbox"/>	<input type="checkbox"/>	<input type="checkbox"/>	<input type="checkbox"/>		Emergency Action Plan available on site
48		<input type="checkbox"/>	<input type="checkbox"/>	<input checked="" type="checkbox"/>	<input type="checkbox"/>		Floatation Tanks: Ozone or UV system in proper working order
49		<input type="checkbox"/>	<input type="checkbox"/>	<input checked="" type="checkbox"/>	<input type="checkbox"/>		Floatation Tanks: Ozone or UV system meets volumetric turnover requirements
50		<input type="checkbox"/>	<input type="checkbox"/>	<input checked="" type="checkbox"/>	<input type="checkbox"/>		Floatation Tank: Interior surfaces cleaned to prevent build-up of slime and biofilm layers
51		<input checked="" type="checkbox"/>	<input type="checkbox"/>	<input type="checkbox"/>	<input type="checkbox"/>		Substantial unauthorized alterations/equipment replacement
52		<input checked="" type="checkbox"/>	<input type="checkbox"/>	<input type="checkbox"/>	<input type="checkbox"/>		Other

Survey Deficiency (to change a line from "Out" to anything else, all deficiency rows must be deleted)

Add Row

For pre-defined canned comments, click the icon to the right of comments box.

Deficiency Code(s)
Aquatic Venue

64.1.3.1 - Preventive maintenance inspection performed daily before opening

Please Select

For aquatic surveys, you have the option of selecting which venue the deficiency is for.

Occ COS R Critical Corrected By Comments

No Please Select

No daily records available. Recordkeeping on chemicals (FAC and pH) need to be performed multiple times per day. The folder could be placed back inside the elevator room. [Spell Check](#)

This page hasn't changed besides being in a popup window and the aquatic venue selection. You can save the deficiencies "in progress" or validate them when saving.

Save Deficiencies In-Process/Close Save and Validate/Close Cancel/Close

Aquatic Venues Panel (New)

The Aquatic Venues panel is used to add or update aquatic venues for the current survey.

To add a venue:

- Click **Add Row**
- Select an existing venue from the list, or click **Add New Est Venue** to create a new one

Once a venue is selected or added, enter the associated measurements and information.

PN Grand Hotel Pool 55.1 Small Aquatic Facilities 6/23/2023

Aquatic Venues

* Indicates required field

Active/Deleted: Active

Add Row

Venue Number Current Establishment Venues	* Description	* Operation Status	* Record Status
<input type="text" value="1"/>	CPN Grand Hotel Pool	Open	Active

Add New Est Venue

Air Temp (°F) _____ Chlorine - Free (PPM) 5 pH 7.2

Water Temp (°F) _____ Chlorine - Combined (PPM) 20 Total Alkalinity (PPM) 150

Flow (GPM) _____ Chlorine - Total (PPM) _____ Calcium Hardness (PPM) 250

Free Bromine (PPM) 40 Cyanuric Acid (PPM) 150

Save/Close **Cancel/Close**

[WebEHR Help and Support](#) Copyright © 2025 Custom Data Processing, Inc. All rights reserved. (version 2025.16 11/18/2025 isd12.2.0) [Keep Me Logged In](#)

[Add this page to security](#)

Mobile² Enhancements

A new **Aquatic Venues** page is available in Mobile².

Demographics
Survey History
Inspection Header
Update Establishment
Aquatic Venues
Line Items
Deficiencies
Introductory Comments

Aquatic Venues Page

The Aquatic venues page is used to identify and document all aquatic venues included in the survey.

To use this page:

- Select a venue from the list of existing establishment venues, or
- Add a new venue to the establishment

Each selected venue will have its own measurements and operational data.

Under **“Pool Venues Being Inspected”** you will see all venues added to the current survey. Select a venue from this list to enter or update measurements.

The screenshot shows the 'Aquatic Venues' page interface. At the top, there is a section titled 'Current Establishment Venues' with a dropdown menu and the text 'Select one of these Venues to add this to the current inspection. Select an option'. A red box highlights this section, and a red arrow points to it with the text: 'This lists all current Venues at this establishment. You can choose from them to add them to this survey.' Below this is a section titled 'Pool Venues Being Inspected' with the text 'These are the Venues currently being inspected.' Below this is a table with the following columns: Venue#, Description, Operation Status, pH, Chlorine - Free, Free Bromine, Chlorine - Comb..., and Chlorine - To. A red arrow points to the table with the text: 'These are the venues that are currently included in this survey. If you select one, you can change all of the data related to it like the name, operation status and temperature and readings related to it.' At the bottom of the page, there is a button labeled 'Add a New Venue To this Establishment'. A red arrow points to this button with the text: 'If the venue being inspected is not in the current list of venues for this establishment, you can add a new one by clicking here.'

Below is what the page will look like when you select a venue from the above list.

Venue Number	Delete From Est <input type="checkbox"/> Yes	Est VenueID 451	Operation Status Open
Description POJOAQUE - BUFFALO THUNDER RESORT - INDOOR HOT TUB			
Air Temp (°F)	Chlorine - Free (PPM)	pH	
<input type="text"/>	<input type="text"/>	<input type="text"/>	
Water Temp (°F)	Chlorine - Combined (PPM)	Total Alkalinity	
<input type="text"/>	<input type="text"/>	<input type="text"/>	
Flow (GPM)	Chlorine - Total (PPM)	Calcium Hardness (PPM)	
<input type="text"/>	<input type="text"/>	<input type="text"/>	
	Free Bromine (PPM)	Cyanuric Acid (PPM)	
	<input type="text"/>	<input type="text"/>	

Assigning an Aquatic Venue to a Deficiency

When entering a deficiency, select the **Aquatic Venue** that the deficiency applies to.

- Choose the appropriate venue from the **Pool Venue #** dropdown
- If the deficiency applies to multiple venues, add the deficiency again and select a different venue

Line Item Select a line that the deficiency falls under 6: "Depth" & "no diving" markers; stair stri... ▼	Deficiency To Add Select a Deficiency from this list to add a new deficiency. No diving markers: universal sign, size, constructed and located where required Code: 4.5.19.4 Description: No diving markers: universal sign, size, constructed and located where required Critical: No Line #: 6 P_PRINT_YN: No PF_PRINT_YN: No		
Critical? <input type="radio"/>	Repeat? <input type="radio"/>	COS? <input type="radio"/>	Correct by: Select an option ▼
# of Occurrences 001	<input type="button" value="+"/>	<input type="button" value="-"/>	Pool Venue # Select an option ▼
<input type="button" value="Save"/>			When adding a deficiency, you have the option of selecting which venue this deficiency relates to. You can add multiple of the same deficiency if it is out of compliance for different venues.
Deficiency Comments			

Survey Report Changes

Survey reports for **55.1 Small** and **55.2 Large Aquatic Facilities** now include:

- A list of all aquatic venues surveyed
- Measurements for each venue
- Deficiencies linked to a specific aquatic venue (when applicable)

If a deficiency is associated with a specific venue, the **aquatic venue number and name** will be displayed with that deficiency.

Aquatic Venues		
<u>#</u>	<u>Description</u>	<u>Operation Status</u>
1	POJOAQUE - BUFFALO THUNDER RESORT - INDOOR HOT TUB	Open
	Air Temp (F): _____ Chlorine-Free(PPM): _____ pH: _____	
	Water Temp (F): _____ Chlorine - Combined (PPM): _____ Total Alkalinity (PPM): _____	
	Flow (GPM): _____ Chlorine - Total (PPM): _____ Calcium Hardness (PPM): _____	
	Free Bromine (PPM): _____ Cyanuric Acid (PPM): _____	
<u>#</u>	<u>Description</u>	<u>Operation Status</u>
2	POJOAQUE - BUFFALO THUNDER RESORT - OUTDOOR POOL	Open
	Air Temp (F): _____ Chlorine-Free(PPM): _____ pH: _____	
	Water Temp (F): _____ Chlorine - Combined (PPM): _____ Total Alkalinity (PPM): _____	
	Flow (GPM): _____ Chlorine - Total (PPM): _____ Calcium Hardness (PPM): _____	
	Free Bromine (PPM): _____ Cyanuric Acid (PPM): _____	
Observations and Recommended Actions		
Based on a Survey this day, the items below identify deficiencies in the operations or construction of this facility		
Deficiency: 4.5.19.4	No diving markers: universal sign, size, constructed and located where required	
Corrected By:		
Aquatic Venue: 1-POJOAQUE - BUFFALO THUNDER RESORT - INDOOR HOT TUB		
COS = No # of Occurrences = 1		
adsfasdfasdf		